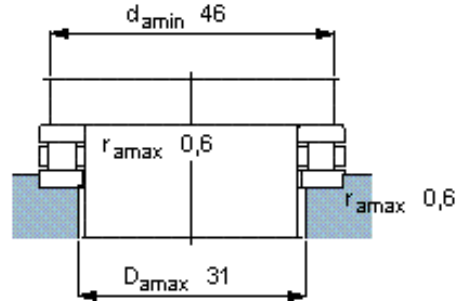
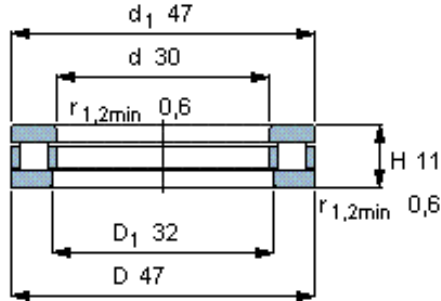
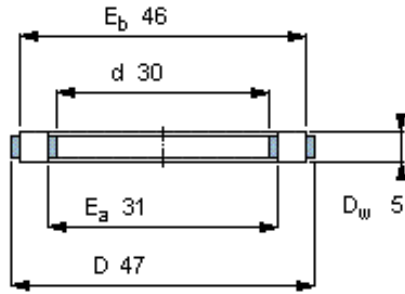


Principal dimensions			Basic load ratings		Speed ratings		Designations	
d	D	H	dynamic C	static C0	Reference speed	Limiting speed	Complete bearing	Roller and cage thrust assembly
mm			kN		r/min		-	
30	47	11	27	78	3000	6000	81106 TN	K 81106 TN

**Complete bearing**



**Roller and cage thrust assembly**



K 81106 TN

Mass kg 0,017

**Appropriate components**

Shaft washer  
WS 81106

Housing washer  
GS 81106

Universal washer  
LS 3047

